

Focus on activity: Family

Target audience (age): Fundamental 1

Lesson link: Kids' Web 1, Unit 6; Fun way 1, Unit 2

Aim: practicing family vocabulary using *This is* ____; *That's* ____.

Duration: 20-30 minutes

Organization: individual and group work

Material: worksheets, internet access, a balloon

Preparation: have worksheet copies ready; watch the videos: *The Incredibles* - trailer (2'34") <https://www.youtube.com/watch?v=eZbzbC9285I> (accessed on 7/17/2014); The Simpsons family presentation (2'29") - <https://www.youtube.com/watch?v=bszz1h2QPqk> (accessed on 7/17/2014)

Procedure:

- Hand the worksheets and read the names of the members of the family with the students.
- Play the video trailer *The Incredibles* (2'34") <https://www.youtube.com/watch?v=eZbzbC9285I> (accessed on 7/17/2014) and ask students to tick the people they see in the trailer.
- Play The Simpsons family presentation (2'29") - <https://www.youtube.com/watch?v=bszz1h2QPqk> (accessed on 7/17/2014) and ask students to name their favorite character. Write the names on the board if necessary.
- Tell students to tick the family member. Ask students to share their choices with the class.
- Show them the two family pictures and ask them to describe orally what they see, the similarities and differences. They can do it in pairs and then share with the class.

Links:

Family tree 1: <http://www.mnsu.edu/media/newsletter/2010-09-22/20100922-08.jpg>

Family tree 2: <http://www.clipartbest.com/cliparts/yck/L9A/yckL9AacE.jpeg>

Mother: <http://www.titanui.com/wp-content/uploads/2013/07/05/Cartoon-Mother-and-Child.jpg>

Sister: http://fc05.deviantart.net/fs70/f/2012/316/3/8/sister_1_cartoon_portrait_by_jocastatheconquer-d5ksbv9.png

Brother: http://sncaitrionanaofa.scoilnet.ie/blog/files/2010/05/ist2_4646631-tennis-boy-cartoon-character-no-background.jpg

Baby sister: <http://www.picturesofbabies.net/wp-content/uploads/2010/04/cartoon-baby-picture.jpg>

Father: http://img.9apps.com/image/35c2fb56-6486-dabb-8881-0c6bdf018066/com.fp.app.FDC_vGOFDC_55_en-us_normal_1.jpg

Baby brother: http://www.clker.com/cliparts/b/d/6/4/1197104193998287648papapishu_Baby_boy_crawling.svg.med.png

Cat: http://www.petdoctors.co.uk/upload/image/thumb_300_184_ginger-cat.jpg

Dog: <http://www.clipartbest.com/cliparts/9T4/AGd/9T4AGdrTE.gif>









- Divide students in pairs and ask them to say a number related to their family (e.g. someone's age, a number of children), and the other student tries to guess what it refers to.

Wrap up: Play *Family vocabulary tennis*: divide the class in two teams and bring a balloon. One team "serves" with a word for a male member of the family and the other has to "return" with the female equivalent as they hit the balloon to each other.

Extra: Watch The Flintstones (0'35") with the students and divide them in groups to role play the scene and ask one student of each group to introduce the members of the family. <https://www.youtube.com/watch?v=2s13X66BFd8> (accessed on 7/17/2014)

Answer Key

1. Watch the video and tick the people you see.

<input checked="" type="checkbox"/> mother 	<input type="checkbox"/> baby sister 	<input checked="" type="checkbox"/> baby brother 
<input checked="" type="checkbox"/> father 	<input checked="" type="checkbox"/> brother 	<input checked="" type="checkbox"/> sister 
<input type="checkbox"/> dog 	<input type="checkbox"/> cat 	

2. Watch the video and write the name of your favorite person in the family.

Answers will vary

Check who the person is: Answers will vary

☐ mother ☐ baby sister ☐ father ☐ brother ☐ sister

3. Compare the two families and say the differences.



Example: 4 children

1 sister

2 brothers











2 children

no sister

1 brother

Name _____ Date ____/____/____

1. Watch the video and tick the people you see.

- ☐ mother 
☐ baby sister 
☐ baby brother 
- ☐ father 
☐ brother 
☐ sister 
- ☐ dog 
☐ cat 

2. Watch the video and write the name of your favorite person in the family.

Answers will vary

Check who the person is: Answers will vary

- ☐ mother ☐ baby sister ☐ father ☐ brother ☐ sister

3. Compare the two families and say the differences.

